

CHARTERED
ACCOUNTANTS

H. O.: Anand Apartment, 1180/2, Shivajinagar, Pune - 411005.
Tel : 91-020-25535600, 25535221, Mobile : 9822012023
E-mail: anand@arsulakhe.com, admin@arsulakhe.com . www.arsandco.com
Branches : Mumbai | Solapur | Ahmedabad | Kolhapur |
Ahmednagar | Hyderabad | Nagpur | Goa

**INDEPENDENT AUDITOR'S REPORT**

To,
The Trustee/s of,
National Insurance Academy

Opinion

We have audited the accompanying financial statements of National Insurance Academy ("the Trust"), which comprise the Balance Sheet as at March 31, 2024, the Statement of Income and Expenditure, for the year the ended, and a summary of the significant accounting policies and other explanatory information.

In our opinion and to the best of our information and according to the explanations given to us, the aforesaid financial statements give the information required by The Bombay Public Trust Act, 1950 in the manner so required and give a true and fair view in conformity with the accounting principles generally accepted in India: -

- i. in the case of Balance Sheet, of the state of affairs of the Trust as at March 31, 2024;
- ii. in the case of Income & Expenditure Account, of the Surplus for the year ended on that date.

Basis for opinion

We conducted our audit in accordance with Standards on Auditing (SAs). Our responsibilities under those Standards are further described in the Auditor's Responsibilities for the Audit of the Financial Statements section of our report. We are independent of the entity in accordance with the ethical requirements that are relevant to our audit of the financial statements, and we have fulfilled our other responsibilities in accordance with these requirements. We believe that the audit evidence we have obtained is sufficient and appropriate to provide a basis for our opinion.

Management's Responsibility for the Financial Statements

The Trust's Management is responsible for the matters with respect to the preparation of financial statements that give a true and fair view of the financial position, financial performance of the Trust and in accordance with the accounting principles generally accepted in India.

This responsibility also includes maintenance of adequate accounting records in accordance with the provisions of the Act for safeguarding the assets of the Trust and for preventing and



detecting frauds and other irregularities; selection and application of appropriate accounting policies; making judgments and estimates that are reasonable and prudent; and design, implementation and maintenance of adequate internal financial controls, that were operating effectively for ensuring the accuracy and completeness of the accounting records, relevant to the preparation and presentation of the financial statements that give a true and fair view and are free from material misstatement, whether due to fraud or error.

Auditor's Responsibility

Our responsibility is to express an opinion on the financial statements based on our audit. We have taken into account the provisions of the Act, the accounting and auditing standards and matters which are required to be included in the audit report under the provisions of the Act and the Rules made there under.

An audit involves performing procedures to obtain audit evidence about the amounts and the disclosures in the financial statements. The procedures selected depend on the auditor's judgment, including the assessment of the risks of material misstatement of the financial statements, whether due to fraud or error. In making those risk assessments, the auditor considers internal financial control relevant to the Trust's preparation of the financial statements that give a true and fair view in order to design audit procedures that are appropriate in the circumstances, but not for the purpose of expressing an opinion on whether the Trust has in place an adequate internal financial controls system over financial reporting and the operating effectiveness of such controls. An audit also includes evaluating the appropriateness of the accounting policies used and the reasonableness of the accounting estimates made by the Trust's Management, as well as evaluating the overall presentation of the financial statements.

A R Sulakhe and Co.
Chartered Accountants
FRN :110540W



CA Nikhil Gugale
Partner

M. No. 177609

Date: 12-06-2024

Place: Pune

UDIN: 24177609B524051977



REPORT OF AN AUDITOR RELATING TO ACCOUNTS AUDITED UNDER SUBSECTION (2) OF SECTION 33 AND 34 AND RULE 19 OF THE BOMBAY PUBLIC TRUSTS ACT
NAME OF THE PUBLIC TRUST : NATIONAL INSURANCE ACADEMY REGISTRATION NO.- F/7891/PUNE
FOR THE YEAR ENDING MARCH 31, 2024

a) Whether accounts are maintained regularly and in accordance with the provisions of the Act and the rules :	YES
b) Whether receipts and disbursements are properly and correctly shown in the accounts	YES
c) Whether the cash balance and Vouchers in the custody of the manager or Trustee on the date of audit were in agreement with the accounts	YES
d) Whether all books , deeds , accounts , Vouchers or other documents or records required by the auditor were produced before him	YES
e) Whether a register of moveable and immoveable properties is properly maintained , the changes therein are communicated from time to time to the regional office and the defects and inaccuracies mentioned in the previous audit report have been duly complied with.	YES
f) Whether the manager or trustee or any other person required by the auditor to appear before him did so and furnished the necessary information required by him	YES
g) Whether any Property or Funds of the Trust were applied for any object or purposes other than the object or purpose of the Trust.	NO
h) The amount of outstanding for more than one year and the amounts written off , if any ,	There are amounts outstanding for more than 3 years but the are not written off
i) Whether tenders were invited for repairs or construction involving expenditure exceeding Rs. 5,000/-	YES
j) Whether any money of the Public Trust has been invested contrary to the provisions of Section 35.	NO
k) Alienation , if any of the immovable property contrary to the provisions of Section 36 which have come to the notice of the auditor,	No such case
l) All cases of irregular , illegal or improper expenditure or failure or omission to recover monies or other property belonging to the public trust or of loss or waste of money or other property thereof and whether such expenditure , failure, omission ,loss or waste was caused in consequence of breach of trust or misapplication or any other misconduct on the part of the trustees or any other person while in the management of the trust .	NO
m) Whether the budget has been filed in the form provided by R- 16A	YES
n) Whether the Maximum and minimum number of the trustees is maintained	YES
o) Whether the meeting are held regularly as provided in such instrument ,	YES
p) Whether the minutes books of the proceedings of the meeting is maintained	YES
q) Whether any of the trustees has any interest in the investment of the trust	NO
r) Whether any of the trustees is a debtor or creditor of the trust ,	NO
s) Whether the irregularities pointed out by the auditors in the accounts of the previous year have been duly complied with by the trustees during the period of audit ,	No such case
t) Any Special matter which the auditor may think fit or necessary to bring to the notice of the Deputy or Assistant Charity Commissioner	NIL

FOR A. R. SULAKHE & COMPANY
 CHARTERED ACCOUNTANTS


PARTNER

CA Nikhil Gugale

Membership No.:177609

Place :- PUNE

DATE :- 12/06/2024



THE BOMBAY PUBLIC TRUST ACT, 1950

SCHEDULE IX C (Vide Rule 32)

Statement of Income liable to Contribution for the year ending MARCH 2024

Name of the Public Trust : National Insurance Academy

Registered No. F/ 7891/PUNE

	Amount	Amount
I) Income as shown in the Income & Expenditure Accounts (Schedule IX)	-	
II) Items not chargeable to Contribution under Section 58 & Rule 32 :		
1) Donations received from other Public Trusts And Dharmadas	-	
2) Grants received from Government and Local Authorities	-	
3) Interest on Sinking or Depreciation Fund	-	
4) Amount Spent for the Purpose of Secular Education	-	
5) Amount Spent for the Purpose of Medical relief	-	
6) Amount Spent for the Purpose of Veterinary treatment of animals	-	
7) Expenditure incurred from donations for relief of distress caused by scarcity Drought , Flood , fire or other natural Calamity	-	The Trust is created exclusively for the purpose of education & training in insurance , its operations , techniques and management and as such is considered as exempt from contribution
8) Deductions out of Income from Lands used for agricultural Purposes :-	-	
a) Land Revenue and Local Fund Cess		
b) Rent Payable to Superior Landlord		
c) Cost of Production ,if land are cultivated by Trust .		
9) Deductions out of Income from lands used for Non-Agricultural Purpose :-	-	
a) Assessment , Cesses and other Government or Municipal Taxes		
b) Ground rent payable to the superior landlord		
c) Insurance Premier		
d) Repairs at 10 % of Gross Rent of Building		
e) Cost of collection at 4% of Gross Rent of Building let out		
10) Cost of Collection of Income or receipts from Securities , Stocks etc. at 1% of such Income	-	
11) Deductions on account of Repairs in respect of Building not rented and yielding no income at 10 % of the estimated Gross Annual Rent		
GROSS ANNUAL INCOME CHARGEABLE TO CONTRIBUTION RS.	-	

Certified that while claiming deductions admissible under the above schedule ,
the Trust has not claimed any amount twice , either wholly or partly ,against
any of the items mentioned in the Schedule which have the effect of double deduction

Trust Address
National Insurance Academy
Baner Road, 25, Balewadi
Pune - 411025


Trustees

Place: Pune

Date : 12/06/2024

FOR A. R. SULAKHE & COMPANY.
CHARTERED ACCOUNTANTS.


PARTNER
CA Nikhil Gugale
Membership No.177609



**NATIONAL INSURANCE ACADEMY**

BALANCE SHEET AS ON 31-03-2024

(Amount in Rs.)

PARTICULARS	SCHEDULE	CURRENT YEAR 2023-24 ₹	PREVIOUS YEAR 2022-23 ₹
SOURCES OF FUNDS			
TRUST FUND OR CORPUS	1	25,00,000.00	25,00,000.00
CAMPUS FUND	2	28,96,24,125.16	28,96,24,125.16
CSR FUND	3	4,20,69,115.79	2,90,65,613.46
ENDOWMENTS	4	2,48,94,586.54	2,33,84,216.04
SPONSORED AWARDS (NET)	5	0	0
OTHER FUNDS	6	1,04,54,21,380.96	82,40,18,790.89
PRODUCTIVITY LINKED CORPUS	7	24,94,341.00	7,87,824.00
SUB-TOTAL		1,40,70,03,549.05	1,16,93,80,569.55
CURRENT LIABILITIES & PROVISIONS	8	9,95,40,278.84	7,22,60,846.96
TOTAL		1,50,65,43,827.89	1,24,16,41,416.51
APPLICATION OF FUNDS			
CAMPUS FUND ASSETS	9	21,42,79,277.82	21,95,89,041.20
CSR ASSETS	9	2,57,98,571.79	2,03,12,964.00
ENDOWMENT ASSETS	10	2,53,21,647.16	2,35,62,504.33
OTHER FIXED ASSETS INCLUDING INSURANCE LAB	11	3,48,80,467.51	1,57,80,392.71
GENERAL FUND INVESTMENTS	12	1,08,34,18,846.38	85,94,63,372.00
INSURANCE LAB INVESTMENTS	13	62.95,462.40	44,03,098.07
CURRENT ASSETS, LOANS AND ADVANCES	14	11,65,49,554.18	9,85,30,044.20
TOTAL		1,50,65,43,827.89	1,24,16,41,416.51

NOTE : Previous year's figures have been regrouped wherever necessary to conform to the current year's presentation.

As per our report of even date attached.

FOR A R SULAKHE & CO.
CHARTERED ACCOUNTANTS
FRN. NO. 110540W
UDIN No. 24177609BJZYUJ1977

JOINT CHARGE DIRECTOR
NATIONAL INSURANCE ACADEMY

MEMBER
GOVERNING BOARD

CHAIRMAN
GOVERNING BOARD

PLACE : PUNE
DATE : 12/06/2024





NATIONAL INSURANCE ACADEMY

INCOME & EXPENDITURE FOR THE YEAR ENDED 31-03-2024

(Amount in Rs.)

PARTICULARS	SCHEDULE	CURRENT YEAR 2023-24 ₹	PREVIOUS YEAR 2022-23 ₹
INCOME			
TRAINING PROGRAMME FEES	15	32,86,56,431.00	35,12,88,792.02
ACTION RESEARCH/EXAMINATION INCOME	16	4,00,32,114.40	3,42,49,278.90
PGDM INCOME	17	16,72,43,382.38	14,38,08,337.48
CONTRIBUTION TO ENDOWMENT CHAIRS		81,66,333.00	75,00,000.00
INTEREST	18	10,05,08,733.88	4,23,49,994.53
OTHER INCOME	19	61,81,691.46	25,40,816.83
TOTAL INCOME		65,07,88,686.12	58,17,37,219.76
EXPENDITURE			
ESTABLISHMENT EXPENSES	20	8,10,00,091.10	7,45,17,240.36
ON THE OBJECTS OF THE TRUST	21		
MDP DIRECT TRAINING EXPENSES	21 A	7,08,26,138.50	8,30,32,546.48
PGDM DIRECT EXPENSES	21 B	4,66,58,885.43	4,12,56,931.58
ACTION RESEACH / EXAMINATION EXPENSES	21C	1,26,56,896.10	85,83,223.58
OTHER EXPENSES	21D	20,74,00,695.77	18,84,48,530.43
DEPRECIATION	9 page 2& 11	1,33,64,435.75	1,14,92,628.08
TOTAL EXPENDITURE		43,19,07,142.65	40,73,31,100.51
EXCESS OF INCOME OVER EXPENDITURE		21,88,81,543.47	17,44,06,119.25
TRANSFERRED TO GENERAL FUND			

NOTE : Previous year's figures have been regrouped wherever necessary to conform to the current year's presentation.

As per our report of even date attached.

(Signature)

FOR A R SULAKHE & CO.
CHARTERED ACCOUNTANTS
FRN. NO. 110540W
UDIN No. 24177609BJZYUJ1977

(Signature)
JOINT CHARGE DIRECTOR
NATIONAL INSURANCE ACADEMY

(Signature)
MEMBER
GOVERNING BOARD

(Signature)
CHAIRMAN
GOVERNING BOARD


PLACE : PUNE
DATE : 12/06/2024





NATIONAL INSURANCE ACADEMY
SCHEDULES TO BALANCE SHEET

PARTICULARS	(Amount in Rs.)	
	CURRENT YEAR 2023-24 ₹	PREVIOUS YEAR 2022-23 ₹
SCHEDULE 1 TRUST FUND		
Balance as per last year	25,00,000.00	25,00,000.00
	25,00,000.00	25,00,000.00
SCHEDULE 2 CAMPUS FUND		
Balance as per last year	28,96,24,125.16	28,96,24,125.16
Add: Contribution received	0.00	0.00
	28,96,24,125.16	28,96,24,125.16
SCHEDULE 3 CSR FUND		
Balance as per last year	2,90,65,613.46	1,43,18,339.19
Add: Contributions during the year	2,83,00,000.00	2,25,00,000.00
Add: Interest earned(net)	15,42,997.67	3,68,984.00
Less: Amortization of depreciation on CSR for Hostel & IT Infra	(29,13,712.61)	(3,01,194.83)
Less: Expenses incurred out of CSR out of Marsh CSR during the year	(1,39,25,782.73)	(78,20,514.90)
	4,20,69,115.79	2,90,65,613.46
SCHEDULE 4 -ENDOWMENTS		
C.D.DESHMUKH ENDOWMENT		
Balance as per last year	89,12,992.44	93,25,517.55
Add: Interest Received	5,35,869.91	6,14,537.67
Add: Appreciation on fund	4,16,251.49	
Less: Expenditure on Seminar	(11,53,777.70)	(10,27,062.78)
	87,11,336.14	89,12,992.44
BODA ENDOWMENT		
Balance as per last year	29,52,079.31	28,49,164.63
Add: Appreciation on fund	9,80,511.95	
Add: Interest Received	1,26,027.93	1,02,914.68
	40,58,619.19	29,52,079.31
MARSH ENDOWMENT		
Balance as per last year	29,87,260.54	26,54,874.81
Add: Interest Received	1,71,792.31	3,32,385.73
	31,59,052.85	29,87,260.54
DINKAR TARA ENDOWMENT		
Balance as per last year	85,687.00	85,950.00
Add: Interest Received	5,869.00	4,737.00
Less: Expenditure incurred	(2,500.00)	(5,000.00)
	89,056.00	85,687.00
MAHDEO N.PARCHURE ENDOWMENT		
Balance as per last year	48,426.73	50,926.73
Add: Interest Received	42.70	0.00
Add: Appreciation on fund	53811.62	
Less: Expenditure incurred	(2,500.00)	(2,500.00)
	99,781.05	48,426.73






NATIONAL INSURANCE ACADEMY

SCHEDULES TO BALANCE SHEET


PARTICULARS	(Amount in Rs.)	
	CURRENT YEAR 2023-24 ₹	PREVIOUS YEAR 2022-23 ₹
RAM M. MOGHE ENDOWMENT		
Balance as per last year	241908.16	243237.16
Add: Interest Received	15885.00	14842.00
Less: Expenditure incurred	(8,940.33)	(16,171.00)
	2,48,852.83	2,41,908.16
JBBODA DBBODA ENDOWMENT		
Balance as per last year	328680.40	312194.43
Add: Interest Received	41417.26	24571.47
Less: Expenditure incurred	(8,940.33)	(8,085.50)
	3,61,157.33	3,28,680.40
Dr. DASRATHI MOHAPATRA ENDOWMENT		
Balance as per last year	273728.35	258512.35
Add: Interest Received	16172.42	15216.00
Less: Expenditure incurred	0.00	
	2,89,900.77	2,73,728.35
Shri LINGARAJ MISHRA ENDOWMENT		
Balance as per last year	223855.88	219436.38
Add: Interest Received	15445.00	12505.00
Less: Expenditure incurred	(17,880.67)	(8,085.50)
	2,21,420.21	2,23,855.88
ANAND SWARUP GUPTA ENDOWMENT		
Balance as per last year	3198599.50	3034418.50
Add: Interest Received	197799.00	164181.00
Less: Expenditure incurred	-100499.00	
	32,95,899.50	31,98,599.50
ISACA GOLD MEDAL FOR I.T EXCELLENCE INSTITUTED BY NIA FUND		
Balance as per last year	418568.53	396414.01
Add: Interest Received	29151.58	22154.52
Less: Expenditure incurred	-17880.67	
	4,29,839.44	4,18,568.53
MA AZIZ ANSARI GOLD MEDAL		
Balance as per last year	3,55,599.31	3,44,619.81
Add: Interest Received	21,975.00	19,065.00
Less: Expenditure incurred	(8,940.34)	(8,085.50)
	3,68,633.97	3,55,599.31
SUBHASH SARKER GOLD MEDAL		
Balance as per last year	1466813.14	1371069.64
Add : Interest Received	93510.00	103829.00
Less: Expenditure incurred	(8,940.33)	(8,085.50)
	15,51,382.81	14,66,813.14
MARSH INDIA ENDOWMENT		
Balance as per last year	16,34,021.00	16,35,668.00
Add : Interest Received	127565.10	98353.00
Less: Expenditure incurred	-	(1,00,000.00)
	17,61,586.10	16,34,021.00
HEMLATHA CHANDRASEKAR TROLLING TROPHY		
Balance as per last year	255995.75	236287.12
Add : Interest Received	5872.00	27592.18
Less: Expenditure incurred	(13,799.40)	(7,883.55)
	2,48,068.35	2,55,995.75
TOTAL SCHEDULE 4	2,48,94,586.54	2,33,84,216.04






NATIONAL INSURANCE ACADEMY
SCHEDULES TO BALANCE SHEET

PARTICULARS	(Amount in Rs.)	
	CURRENT YEAR 2023-24 ₹	PREVIOUS YEAR 2022-23 ₹
SCHEDULE: OTHER FUNDS		
(i) STAFF WELFARE FUND		
Balance as per last year	1,63,263.04	1,63,263.04
Add: Amount contributed during the year.	0.00	0.00
Less: Cash Award to staff ward who showed outstanding performance in 12th Standard	0.00	0.00
	1,63,263.04	1,63,263.04
(ii) CAPITAL RESERVE		
Balance as per last year	5,99,25,238.06	4,73,19,082.36
Add: Transfer from Income & Expenditure (being amounts spent by way of capital expenditure not related to campus)	1,46,87,161.31	1,26,06,155.70
Less: Amount of WIP transferred to asset account/Assets W/off	-2,49,850.00	0.00
	7,43,62,549.37	5,99,25,238.06
(iii) RESERVES & SURPLUS/ SUBSIDY FROM CENTRAL GOVT. FOR WINDMILL		
Balance as per last year	0.00	0.00
Add: Additions to Amortisation proportionate amount of Depreciation	0.00	0.00
	0.00	0.00





PARTICULARS	(Amount in Rs.)	
	CURRENT YEAR 2023-24 ₹	PREVIOUS YEAR 2022-23 ₹
(iv) INCOME & EXPENDITURE ACCOUNT		
Balance as per last year	72,40,10,023.41	56,13,97,084.86
Add: Excess of Income over Expenditure	21,88,81,543.47	17,44,06,119.25
Add: General Assets W/ff	2,49,850.00	
Less: Excess of Expenditure over Income	0.00	0.00
Less : Transferred to Capital Reserve (Being amounts spent by way of capital expenditure not related to Campus)	(1,46,87,162.04)	(1,26,06,155.70)
Add: Case Study fund - written back		7,00,000.00
Add: Question Bank development fund GIPSA - written back		2,72,975.00
Less: Transfer to Leave encashment Fund	(1,00,000.00)	(1,60,000.00)
	92,82,94,254.84	72,40,10,023.41
(v) INSURANCE LABORATORY FUND		
Balance as per last year	1,72,00,613.53	1,69,61,916.12
Add: Interest Received	2,13,688.37	2,38,697.41
Add: Appreciation on fund	16,86,064.96	
	1,91,00,366.86	1,72,00,613.53
(vi) COMPUTER LAB / CONFERENCE HALL FUND		
Balance as per last year	90,00,000.00	90,00,000.00
	90,00,000.00	90,00,000.00
(vii) WATER PIPELINE FUND		
Balance per last year	60,00,000.00	60,00,000.00
	60,00,000.00	60,00,000.00
(viii) LEAVE ENCASHMENT FUND		
Balance as per last year	21,54,560.27	28,39,169.27
Less - LTC Leave encashment routed through fund	(2,31,441.00)	(8,44,609.00)
Transfer from Income & Expenditure	1,60,000.00	1,60,000.00
	20,83,119.27	21,54,560.27
(ix) SEVA FUND		
Balance as per last year	83,321.50	83,321.50
	83,321.50	83,321.50
(x) STUDENTS WELFARE FUND		
Balance as per last year	9,29,410.00	7,27,826.00
Add: Received during the year	67,000.00	2,01,584.00
	9,96,410.00	9,29,410.00
(xi) ASSOCIATE MEMBERSHIP FUND		
Balance as per last year	5,00,000.00	5,00,000.00
	5,00,000.00	5,00,000.00
(xii) JB BODA NSIGHT FUND		
Balance as per last year	-	
Add: During the year	490000.00	
Less: expenses incurred	-49000	
	4,41,000.00	-






NATIONAL INSURANCE ACADEMY

SCHEDULES TO BALANCE SHEET

(Amount in Rs.)

PARTICULARS	CURRENT YEAR 2023-24 ₹	PREVIOUS YEAR 2022-23 ₹
(xii) PGDM STUDENTS ALUMNI FUND		
Balance as per last year	40,52,361.08	37,58,361.08
Add : Membership Fees	3,90,000.00	2,94,000.00
Less: Expenses	(45,265.00)	
	43,97,096.08	40,52,361.08
(xiv) CASE STUDY-PGDM CURRICULUM		
Balance as per last year	-	7,00,000.00
Less: Written back to Income & Expenditure	-	(7,00,000.00)
	-	-
(xv) QUESTION BANK DEVELOPMENT FOR GIPSA		
Balance as per last year	-	2,72,975.00
Less: Written back to Income & Expenditure	-	(2,72,975.00)
	0.00	0.00
(xvi) PGDM SCHOLARSHIP FUND		
Balance as per last year	-	6,00,000.00
Add: Received from GIC Re AG India	-	(6,00,000.00)
Less Expenditure Incurred		
	0.00	0.00
TOTAL SCHEDULE 6	1,04,54,21,380.96	82,40,18,790.89
SCHEDULE 7 PRODUCTIVITY LINKED CORPUS		
Balance as per last year	7,87,824.00	7,49,278.00
Add: Transfers during the year (out of income of fin. Year)	24,92,806.00	1,64,603.00
Less : Interest paid on maturity to Employee	(12,192.00)	(5,936.00)
Less: PLI corpus paid to employees & corresponding corpus reduced	(8,34,565.00)	(1,40,306.00)
Add: Interest Accrued on PLC Deposit	60,468.00	20,185.00
TOTAL SCHEDULE 7	24,94,341.00	7,87,824.00
SCHEDULE 8 CURRENT LIABILITIES & PROVISIONS		
(i) Outstanding Expenses	4,23,33,744.27	2,86,30,348.09
(ii) Earnest Money And Security Deposit	1,49,38,022.53	1,08,88,557.53
(iii) Fees Received In Advance For Training Programmes & PGDM	40,195.00	18,17,948.00
(iv) Sundry Creditors	2,90,84,100.64	1,63,68,529.97
(v) Retention Amount From Contractors & Faculty Members	7,03,491.55	4,16,232.15
(vi) Duties & Taxes	1,14,78,365.56	1,02,46,066.70
(vii) GST Recovery from Defaultor Vendor	0.00	0.00
(viii) Consultancy Payable	-	-
(ix) Sundry Liabilities	9,62,359.29	38,93,165.00
TOTAL SCHEDULE 8	9,95,40,278.84	7,22,60,847.44





NATIONAL INSURANCE ACADEMY
SCHEDULE TO BALANCE SHEET

SCHEDULE 9 page 1

(Amount in Rs.)					
	PARTICULARS	FACE VALUE	MARKET VALUE	BOOK VALUE CURRENT YEAR 2023-24	BOOK VALUE CURRENT YEAR 2022-23
		₹	₹	₹	₹
SCHEDULE 9	CAMPUS FUND ASSETS				
A.	CAMPUS FUND ASSETS : (details as per page 2)	0.00	0.00	21,42,79,277.82	21,92,89,041.20
B	CAPITAL WORK-IN-PROGRESS	0.00	0.00	0.00	3,00,000.00
		0.00	0.00	21,42,79,277.82	21,95,89,041.20
C	CSR ASSETS				
	Investment in Fixed Deposit with Punjab National Bank (New India)	41,65,344.12	41,65,344.12	41,65,344.12	41,64,505.00
	Punjab National Bank (MARSH CSR)	99,65,000.00	99,65,000.00	99,65,000.00	1,25,00,000.00
	Bank of Maharashtra (Marsh India Ltd)	1,04,58,019.00	1,04,58,019.00	1,04,58,019.00	34,63,982.00
	Accrued interest - Marsh India	8,99,911.67	8,99,911.67	8,99,911.67	1,83,638.00
	Accrued interest -New India	3,10,297.00	3,10,297.00	3,10,297.00	839.00
		2,57,98,571.79	2,57,98,571.79	2,57,98,571.79	2,03,12,964.00





NATIONAL INSURANCE ACADEMY
SCHEDULE TO BALANCE SHEET

SCHEDULE - 9 Page-2

NATIONAL INSURANCE ACADEMY

CAMPUS DEVELOPMENT AS ON 31-03-2024

SCHEDULE TO BALANCE SHEET.

(Amount in Rs.)

SR NO	PARTICULAR	GROSS BLOCK 31-03-2023	ADDITION 2023-24	ASSETS WRITTEN 2023-24	GROSS BLOCK 31-03-2024	TOTAL DEPRECIATION 31-03-2023	DEPRECIATION 2023-24	DEPRECIATION WRITTEN OFF	GROSS DEPRECIATION 31-03-2024	BOOK VALUE 31-03-2023	BOOK VALUE 31-03-2024
1	LAND	3,42,125.00			3,42,125.00	-			-	3,42,125.00	3,42,125.00
2	LAND DEVELOPMENT/BEAUTIFICATION	24,74,913.5			24,74,913.5	-			-	24,74,913.5	24,74,913.45
3	CAMPUS BUILDING	6,71,66,729.2			6,71,66,729.2	4,14,40,355.9	12,83,256.17		4,27,23,612.1	2,57,26,373.3	2,44,43,117.13
4	GOLF COURSE	3,54,503.8			3,54,503.8	3,54,502.8			3,54,502.8	1.0	1.01
5	WATER PIPELINE PROJECT	78,89,575.7			78,89,575.7	22,09,081.1	1,57,791.51		23,66,872.7	56,80,494.5	55,22,703.01
6	COMPOUND WALL	51,21,204.0			51,21,204.0	9,70,528.5	1,47,728.08		11,18,258.6	41,50,675.5	40,02,947.45
7	II-PHASE EXPANSION										
	II-PHASE BEAUTIFICATION	4,60,826.8	13,20,573.99		17,81,400.8	4,60,819.8	26,411.48		4,87,231.3	7.0	12,94,169.53
	ROOMS & GARAGE AT MBA HOSTEL	1,72,51,858.1			1,72,51,858.1	54,84,718.8	3,45,037.16		58,29,755.9	1,17,67,139.3	1,14,22,102.13
	TAPOVAN RENOVATION	2,76,891.7			2,76,891.7	2,76,890.7			2,76,890.7	1.0	1.00
	FURNITURE	68,20,012.6			68,20,012.6	68,17,946.6			68,17,946.6	2,066.0	2,066.02
	EQUIPMENTS	26,68,716.0			26,68,716.0	26,68,677.0			26,68,677.0	39.0	39.00
	ELECTRICAL FIXTURE	7,42,385.2			7,42,385.2	7,42,329.2			7,42,329.2	56.0	56.00
	KITCHEN EQUIPMENT	14,61,841.0			14,61,841.0	14,61,835.0			14,61,835.0	6.0	6.00
	FIRE FIGHTING EQUIPMENT	2,30,970.0			2,30,970.0	1,51,976.7	16,082.00		1,68,058.7	78,993.3	62,911.33
	GYMKHANA EQUIPMENT	8,60,638.8			8,60,638.8	8,36,918.1	3,500.00		8,40,418.1	23,720.7	20,220.72
	EPABX SYSTEM	24,68,712.9			24,68,712.9	24,68,711.9			24,68,711.9	1.0	1.00
	INSURANCE LAB INFRASTRUCTURE	75,434.5			75,434.5	75,432.5			75,432.5	2.0	2.00
8	UPGRADATION OF INFRASTRUCTURE	1,28,49,150.7			1,28,49,150.7	53,61,631.3	5,12,087.76		58,73,719.0	74,87,519.4	69,75,431.66
	S T PLANT UPGRADATION	1,72,473.0			1,72,473.0	1,67,014.9	681.56		1,67,696.5	5,458.0	4,776.48
	Computer Hardware	30,81,792.0			30,81,792.0	30,81,787.0			30,81,787.0	5.0	5.00
	Expansion by LIC & GIC	-			-	-			-	-	-
9	New Buildings	12,23,19,013.0			12,23,19,013.0	3,40,68,770.3	24,46,380.26		3,65,15,150.6	8,82,50,242.7	8,58,03,862.42
	Plant & Machinery	1,70,09,781.0			1,70,09,781.0	1,70,09,780.0			1,70,09,780.0	1.0	1.00
	Electrical Fixture Etc	1,13,97,801.0			1,13,97,801.0	1,13,97,800.0			1,13,97,800.0	1.0	1.00
10	CONFERENCE HALL	-			-	-			-	-	-
	Insurance Lab Hall No. 7	2,12,29,371.0			2,12,29,371.0	68,53,273.8	6,05,658.76		74,58,932.6	1,43,76,097.2	1,37,70,438.46
	Computer Lab Hall No. 8	2,12,29,371.0			2,12,29,371.0	68,53,273.8	6,05,658.76		74,58,932.6	1,43,76,097.2	1,37,70,438.46
11	Renov'n of Hostel, Office & Dir. Bu	-			-	-			-	-	-
	Civil Work	2,71,45,068.4		268800	2,68,76,268.4	66,35,420.7	6,49,024.72	2,68,784.0	70,15,661.4	2,05,09,647.6	1,98,60,606.93
	Air Conditioners	22,70,602.0			22,70,602.0	22,70,555.0			22,70,555.0	47.0	47.00
	Electrical Fittings & Fixtures	9,62,771.0			9,62,771.0	9,62,587.0			9,62,587.0	184.0	184.00
	Electronic Items	99,71,314.0			99,71,314.0	99,70,958.0			99,70,958.0	356.0	356.00
	Furniture	12,64,002.0			12,64,002.0	12,63,919.1			12,63,919.1	82.9	82.90
	Matresses	1,78,484.0			1,78,484.0	1,78,476.0			1,78,476.0	8.0	8.00
	Renovation of hostel no 4	2,07,18,417.1			2,07,18,417.1	34,63,983.7	6,02,260.74		40,66,244.5	1,72,54,433.3	1,66,52,172.60
12	ROADS	48,75,968.0			48,75,968.0	48,75,967.0			48,75,967.0	1.0	1.01
13	RENOVATION OF MDP DINING HALL	52,90,218.9			52,90,218.9	6,56,123.9	1,78,817.93		8,34,941.8	46,34,095.0	44,55,277.02
14	BROKERS TRAINING SOFTWARE (IT)	1,80,66,543.4			1,80,66,543.4	1,80,66,543.4			1,80,66,543.4	-	(0.01)
15	RENOVATION OF RESIDENTIAL QUARTERS	22,36,097.8			22,36,097.8	87,947.4	44,721.96		1,32,669.4	21,48,150.3	21,03,428.39
	IT INFRASTRUCTURE (WIP)	3,00,000.0		300000	-	-			-	-	-
16	IT INFRASTRUCTURE moved from	5,00,000.0	500000		10,00,000.0	-	41,666.67		41,666.7	3,00,000.0	4,58,333.33
17	Cafeteria Extension	-	853514.43		8,53,514.4	-	17,070.29		17,070.3	-	8,36,444.39
	TOTAL	419735577.71	2674068.42	568800.00	421840686.13	199846536.76	7683835.80	268784.00	207061868.56	219589040.96	214279277.82
	PREVIOUS YEAR 2022-23	418549200.80	686377.00	0.00	419735577.71	192008316.86	7638219.81		199846536.75	220640883.71	219589040.95






NATIONAL INSURANCE ACADEMY

SCHEDULES TO BALANCE SHEET


PARTICULARS	(Amount in Rs.)	
	CURRENT YEAR 2023-24 ₹	PREVIOUS YEAR 2022-23 ₹
SCHEDULE 10 -ENDOWMENT ASSETS		
(i) C.D.DESHMUKH ASSETS		
Balance as per last balance sheet	82,66,642.00	77,77,355.68
Add: Invested during the year	87,18,197.49	57,89,562.00
Less :Investment encashed during the year (Details as per Annexure A attached)	(90,88,732.00)	(53,00,275.68)
	78,96,107.49	82,66,642.00
Add :Interest Accrued	8,11,465.59	9,06,891.68
Add : Saving Bank Balance (Earmarked)	3,762.68	3,659.68
Add : Saving Bank Balance (General Fund)	-	(2,64,200.97)
	87,11,335.76	89,12,992.39
(ii) BODA ASSETS		
Balance as per last balance sheet	27,60,890.80	27,20,405.80
Add: Invested during the year :	34,92,732.75	2,24,200.00
Less :Investment encashed during the year (Details as per Annexure B attached)	(23,17,352.80)	(1,83,715.00)
	39,36,270.75	27,60,890.80
Add :Interest Accrued	1,14,574.46	1,86,126.53
Add : Saving Bank Balance (Earmarked)	5,205.98	5,064.98
Add : Saving Bank Balance (General Fund)	2,568.00	-3.00
	40,58,619.19	29,52,079.31
(iii) MARSH ASSETS		
Balance as per last balance sheet	26,03,350.00	23,27,443.00
Add: Invest	11,95,060.00	14,25,628.00
Less : Investment encashed during the year (Details as per Annexure B attached)	(10,42,876.00)	(11,49,721.00)
	27,55,534.00	26,03,350.00
Add :Interest Accrued	3,93,606.91	3,79,303.60
Add : Saving Bank Balance (Earmarked)	27,009.60	26,277.60
Add : Saving Bank Balance (General Fund)	-17,097.66	-21,670.66
	31,59,052.85	29,87,260.54
(iv) JB BODA NSIGHT		
Balance as per last balance sheet	0.00	
Add: Invested during the year	490000.00	
Less : Investment encashed during the year	0.00	
	490000.00	
Add :Interest Accrued		
Add : Saving Bank Balance (General Fund)	-49,000.00	
	441000.00	
(iv) DINKAR TARA INVESTMENT		
Balance as per last balance sheet	82,819.00	82,819.00
Add: Invested during the year	87621.00	0.00
Less : Investment encashed during the year (Details as per Annexure C attached)	-82819.00	0.00
	87,621.00	82,819.00
Add: Interest accrued during the year	3,935.00	7,868.00
Add: Savings Bank Balance (General Fund)	-2,500.00	-5,000.00
	89,056.00	85,687.00





NATIONAL INSURANCE ACADEMY
SCHEDULES TO BALANCE SHEET

PARTICULARS	(Amount in Rs.)	
	CURRENT YEAR 2023-24 ₹	PREVIOUS YEAR 2022-23 ₹
(v) MAHDEO N. PARCHURE INVESTMENT		
Balance as per last balance sheet	50000.00	50000.00
Add: Invested During the Year	103811.62	0.00
Less Investment Encashed during the Year (Details as per Annexure C attached)	-50000.00	0.00
	1,03,811.62	50,000.00
Add: Interest accrued during the year	42.70	0.00
Add: Savings Bank Balance (General Fund)	-4,073.27	-1,573.27
	99,781.05	48,426.73
(vi) RAM M. MOGHE INVESTMENT		
Balance as per last balance sheet	233740.00	233740.00
Add: Invested During the Year	77435.00	0.00
Less Investment Encashed during the Year	-79208.00	
	2,31,967.00	2,33,740.00
Add: Interest accrued during the year	41,503.00	40,016.00
Add: Savings Bank Balance (General Fund)	(24,617.17)	(31,847.84)
	2,48,852.83	2,41,908.16
(vii) JBBODA DBBODA INVESTMENT		
Balance as per last balance sheet	2,53,260.00	2,53,260.00
Add: Addition During the year	355853.00	0.00
Less Investment Encashed during the Year	-253260.00	
	3,55,853.00	2,53,260.00
Add: Interest accrued during the year	19,104.00	99,183.74
Add: Savings Bank Balance (General Fund)	(13,799.67)	(23,763.34)
	3,61,157.33	3,28,680.40
(viii) DR. DASRATHI MOHAPATRA INVESTMENT		
Balance as per last balance sheet	2,41,365.00	2,58,512.35
Add: Addition During the year	83048.00	
Less Investment Encashed during the Year	-70274.00	0.00
	2,54,139.00	2,41,365.00
Add: Interest accrued during the year	35,761.86	15,216.00
Add: Savings Bank Balance (General Fund)	-0.09	0.00
	2,89,900.77	2,73,728.35
(ix) MR. LINGARAJ MISHRA INVESTMENT		
Balance as per last balance sheet	2,20,148.00	2,27,809.00
Add: Addition During the year	237607.00	0.00
Less Investment Encashed during the Year (Details as per Annexure C attached)	-220148.00	0.00
	2,37,607.00	2,27,809.00
Add: Interest accrued during the year	9,659.00	12,505.00
Add: Savings Bank Balance (General Fund)	(25,845.79)	(16,458.12)
	2,21,420.21	2,23,855.88






NATIONAL INSURANCE ACADEMY
SCHEDULES TO BALANCE SHEET

(Amount in Rs.)

PARTICULARS	CURRENT YEAR 2023-24 ₹	PREVIOUS YEAR 2022-23 ₹
(x) AS.GUPTA INVESTMENT		
Balance as per last balance sheet	28,10,813.00	28,10,813.00
Add: Addition During the year	3259818.00	0.00
Less Investment encashed during the year (Details as per Annexure C attached)	-2810813.00	0.00
	32,59,818.00	28,10,813.00
Add: Interest accrued as on date	1,30,383.88	3,87,718.88
Add: Savings Bank Balance (General Fund)	(94,302.38)	67.62
	32,95,899.50	31,98,599.50
(xi) ISACA GOLD MEDAL FOR IT EXCELLENCE INSTITUTED BY NIA INVESTMENT		
Balance as per last balance sheet	3,87,732.60	3,72,060.50
Add: Addition During the year	4,21,809.60	2,94,312.60
Less : Encashed during the year (Details as per Annexure C attached)	(3,87,732.60)	(2,78,640.50)
	4,21,809.60	3,87,732.60
Add: Interest accrued as on date	25,467.00	30,392.42
Add: Savings Bank Balance (General Fund)	(17,437.16)	443.51
	4,29,839.44	4,18,568.53
(xii) M.A.AZIZ ANSARI GOLD MEDAL		
Balance as per last balance sheet	3,25,480.00	3,25,480.00
Add: Addition During the year	372601.00	
Less : Encashed during the year	-325480.00	
	3,72,601.00	3,25,480.00
Add: Interest accrued as on date	10,494.88	46,347.88
Add: Savings Bank Balance (General Fund)	(14,461.91)	(16,228.57)
	3,68,633.97	3,55,599.31
(xii) SUBHASH CHANDRA SARKER GOLD MEDAL		
Balance as per last balance sheet	13,27,624.00	12,88,983.00
Add: Addition During the year	1477973.00	343830.00
Less Investment encashed during the year (Details as per Annexure C attached)	(13,27,624.00)	(3,05,189.00)
	14,77,973.00	13,27,624.00
Add: Interest accrued as on date	56,954.80	1,31,743.80
Add: Savings Bank Balance (General Fund)	16,455.01	7,445.34
	15,51,382.81	14,66,813.14
(xiv) MARSH INDIA INVESTMENT		
Balance as per last balance sheet	16,32,361.00	16,32,361.00
Add: Addition During the year	1885082.00	
Less Investment encashed during the year	(16,32,361.00)	16,32,361.00
	18,85,082.00	16,32,361.00
Add: Interest accrued as on date	13,701.10	1,79,948.34
Add: Savings Bank Balance (General Fund)	-1,37,197.00	0.00
	17,61,586.10	18,12,309.34
(xv) HEMLATHA CHANDRASEKAR TROLLING TROPHY		
Balance as per last balance sheet	2,00,000.00	2,00,000.00
Add: Addition During the year	2,47,586.00	
Less Investment encashed during the year	(2,00,000.00)	
	2,47,586.00	2,00,000.00
Add: Interest accrued during the year	483.00	14,203.18
Add: Savings Bank Balance (General Fund)	(13,939.65)	41,792.57
	2,34,129.35	2,55,995.75
TOTAL SCHEDULE 10	2,53,21,647.16	2,35,62,504.33



SCHEDULE 11

OTHER FIXED ASSETS AS ON 31-03-2024

SCHEDULE TO BALANCE SHEET.

SR NO.	PARTICULARS	AS ON 31-03-2023	ADDITIONS 2023-24	WRI/OFF SOLD 2023-24	GROSS VALUE 31-03-2024	DEPRECIATION UPTO 31-03-2023	DEPRECIATION 2023-24	DEPRECIATION WRI/OFF	TOTAL DEPRECIATION 31-03-2024	(Amount in Rs.)	
										BOOK VALUE ON 31-03-2023	BOOK VALUE 31-03-2024
1	FURNITURE & FIXTURE	6497544.20	1309561.80	88000.00	7719108.00	3388000.52	434207.24	88000.00	3820207.76	3111543.68	3986898.24
2	OFFICE EQUIPMENT	8705367.82	429004.28	161850.00	8972522.10	4393668.85	612221.07	161841.00	4844048.92	4311698.97	4128473.18
3	SPORTS EQUIPMENTS	142514.00			142514.00	131018.66	2756.00		133774.66	11495.34	8739.34
4	MUSICAL INSTRUMENTS	44955.00			44955.00	44904.00	0.00		44904.00	51.00	51.00
5	TOOLS	36151.00			36151.00	36142.00	0.00		36142.00	9.00	9.00
6	ELECTRICAL FIXTURE	103398.50			103398.50	103378.50	0.00		103378.50	20.00	20.00
7	KITCHEN EQUIPMENT	2338166.72	151950.00		2490116.72	907820.92	221939.41		1129760.33	1430345.80	1360357.00
8	COMPUTER CENTRE	24566981.99	7982802.03		32549784.02	24197945.33	625705.52		24823650.85	369036.66	7726133.17
9	MOTOR CAR	3240481.00	2853428.97		6093907.97	3240479.00	35667.84		3276146.84	2.00	2817761.13
10	ELECTRONIC EQUIPMENTS	3802197.66	181415.98		3983613.64	3547812.33	304350.77		3851963.10	254585.33	131650.54
11	CREATION OF EDUCATIONAL- -FACILITY --UPAVAN	589183.96 0.00			589183.96 0.00	589169.96 0.00	0.00 0.00		589169.96 0.00	14.00 0.00	14.00 0.00
12	MEDICAL INSTRUMENTS	121973.00			121973.00	108855.61	3293.00		110148.61	15117.39	11824.39
13	COMPUTER LAB	877595.24			877595.24	863556.49	9348.50		872904.99	14038.75	4690.25
14	ENERGY CONSERVATION EQUIPMEN	2308657.22	1779000.98		4087658.20	1948741.81	213210.41		2161952.22	359915.41	1925705.98
15	CHILDREN PARK EQUIPMENT	125246.25			125246.25	125243.28	0.00		125243.28	2.97	2.97
16	SET OF BOX VEDIOCON	371000.00			371000.00	370999.00	0.00		370999.00	1.00	1.00
	SEWAGE TREATMENT PLANT	6053824.00	0.00		6053824.00	151345.60	605382.40		756728.00	5902478.40	5297096.00
A	TOTAL VALUES	59925237.56	14687162.04	249850.00	74362549.60	44144881.86	3068082.16	249841.00	47051123.02	15780355.70	27399427.19
B	INSURANCE LABORATORY	39,41,292			39,41,291.59	39,41,256	-		39,41,255.59	36.00	36.00
	WINDMILL	22,16,221			22,16,221.25	22,16,220	-		22,16,220.25	1.00	1.00
	LAPTOP-MARSH IPG CSR	-	1,44,550.00		1,44,550.00		72,275.00		72,275.00	-	72,275.00
	DESKTOP/PRINTER-MARSH IT INFR	-	99,48,971.10		99,48,971.10		25,40,242.78		25,40,242.78	-	74,08,728.33
	TOTAL A+B	66082750.40	24780683.14	249850.00	90613583.54	50302357.70	5680599.94	249841.00	55821116.64	15780392.70	34880467.51
	Previous Year 2022-23	53476595.20	12606155.70	0.00	60028926.90	46447949.62	3854408.57	0.00	50151012.59	7028645.58	15780392.71





NATIONAL INSURANCE ACADEMY
SCHEDULES TO BALANCE SHEET

PARTICULARS	(Amount in Rs.)	
	CURRENT YEAR 2023-24 ₹	PREVIOUS YEAR 2022-23 ₹
SCHEDULE 12 INVESTMENTS - GENERAL FUND INVESTMENTS		
Balance as per last balance sheet	79,58,78,660.59	66,85,63,363.99
Add: Investment made during the year	1,10,54,55,608.39	69,19,40,370.60
Less : Investments encashed during the year (Details as per Annexure D attached)	(86,02,90,957.42)	(56,46,25,074.00)
	1,04,10,43,311.56	79,58,78,660.59
Add: Interest accrued as on date	4,23,75,534.82	6,35,84,711.41
	1,08,34,18,846.38	85,94,63,372.00
SCHEDULE 13 INVESTMENTS - INSURANCE LABORATORY		
Balance as per last Balance Sheet	40,92,421.45	37,35,628.45
Add: Investment made during the year	42,35,049.41	18,13,040.00
Less : Investments encashed during the year (Details as per Annexure E attached)	(22,76,955.45)	(14,56,247.00)
	60,50,515.41	40,92,421.45
Add: Interest accrued as on date	2,44,946.99	3,10,676.62
	62,95,462.40	44,03,098.07






NATIONAL INSURANCE ACADEMY
SCHEDULES TO BALANCE SHEET

(Amount in Rs.)

PARTICULARS	CURRENT YEAR 2023-24 ₹	PREVIOUS YEAR 2022-23 ₹
SCHEDULE 14 : CURRENT ASSETS LOANS AND ADVANCES		
RECEIVABLES		
Programme Fees	6,82,01,412.44	2,54,25,169.00
Others	32,39,444.68	73,96,051.68
	7,14,40,857.12	3,28,21,220.68
CASH AND BANK BALANCES		
Cash Balance	20,400.00	11,102.00
In Current Account With Bank of Maharashtra	6,93,756.01	4,06,452.25
In Savings Account With Bank of Maharashtra	11,01,838.76	2,94,36,666.81
In Savings Account With Bank of Maharashtra	11,853.00	11,532.00
Add/(Less): Saving Bank balance pertains to Endowments	3,95,248.36	3,30,996.73
In Savings Account With ICICI Bank	2,71,847.59	16,475.37
In Savings Account with Union Bank of India	23,092.03	68,155.29
	25,18,035.75	3,02,81,380.45
LOANS & ADVANCES		
Prepaid Expenses (Periodical Journals, -Insurance Premiums & Service Contracts)	62,42,029.61	45,12,153.98
Tax Deducted at Source	1,54,66,574.23	89,67,306.60
TCS	24,590.00	
GST / Service Tax Cenvat Credit	41,49,684.45	46,85,381.68
Advances to Employees	25,36,985.35	33,00,738.83
Advances to Member Companies	18,16,261.60	36,17,901.45
Advance to Creditors	10,09,824.27	9,82,600.00
DEPOSITS		
Telephone Authorities	50,296.00	50,296.00
PLC Deposit	24,88,069.00	7,81,552.00
With Others	22,57,360.00	21,96,930.00
Service Tax-Pending Litigation	58,59,603.00	58,59,603.00
	4,19,01,277.51	3,49,54,463.54
LIBRARY BOOKS		
Balance as per last Balance Sheet	1.00	1.00
Add: Purchases during the current year	0.00	0.00
Less : Amounts Written off to Revenue A/c.	0.00	0.00
	1.00	1.00
CLOSING STOCK OF MATERIALS		
Cleaning Material & Electrical consumables	1,44,813.17	3,07,560.32
Stationery	5,44,569.63	1,65,418.21
Stock of civil material on hand	0.00	0.00
	6,89,382.80	4,72,978.53
TOTAL SCHEDULE 14	11,65,49,554.18	9,85,30,044.20






**NATIONAL INSURANCE ACADEMY
SCHEDULE TO BALANCE SHEET**

ANNEXURE A : INVESTMENTS

(Refer Schedule 10(i))
(Amount in Rs.)

S.NO.	PARTICULARS	FACE VALUE	MARKET * VALUE	CURRENT YEAR 2023-24	PREVIOUS YEAR 2022-23
		₹	₹	₹	₹
	C.D. DESHMUKH PROFESSORSHIP INVESTMENTS				
(A)	MUTUAL FUNDS				
(i)	ICICI PRUDENTIAL MUTUAL FUND				5,50,000.00
	SUB TOTAL (A)	-	-	-	5,50,000.00
(B)	FIXED DEPOSITS				
(i)	BANK OF MAHARASHTRA	-	-		-
(ii)	CANARA BANK	43,299.00	43,299.00	43,299.00	43,299.00
(iii)	STATE BANK OF INDIA	60,51,099.00	60,51,099.00	60,51,099.00	57,89,562.00
(iv)	UNION BANK OF INDIA	17,70,331.00	17,70,331.00	17,70,331.00	15,83,781.00
(v)	PUNJAB NATIONAL BANK	4,62,270.00	4,62,270.00	4,62,270.00	
(vi)	ICICI BANK	9,66,251.49	9,66,251.49	9,66,251.49	
(vi)	DENA BANK/BANK OF BARODA	-	-		-
	SUB TOTAL (B)	92,93,250.49	92,93,250.49	92,93,250.49	74,16,642.00
(C)	8% GOI BONDS				3,00,000.00
	TOTAL (A +B +C)	92,93,250.49	92,93,250.49	92,93,250.49	82,66,642.00
** Last quoted price if quoted during the last six months					





NATIONAL INSURANCE ACADEMY
SCHEDULE TO BALANCE SHEET


ANNEXURE B : INVESTMENTS

{Ref.Schedule 10(ii) (iii)}

(Amount in Rs.)

S.NO.	PARTICULARS	FACE VALUE ₹	MARKET * VALUE ₹	CURRENT YEAR YEAR 2023-24 ₹	PREVIOUS YEAR YEAR 2022-23 ₹
	<u>BODA ENDOWMENT INVESTMENTS</u>				
A	MUTUAL FUNDS				
(i)	SUNDARAM LIQUID FUND REG.GROWTH (Formerly Principal Mutual Fund)				10,57,747.80
B	FIXED DEPOSITS				
(i)	STATE BANK OF INDIA	89,570.00	89,570.00	89,570.00	89,570.00
(ii)	UNION BANK	17,03,087.00	17,03,087.00	17,03,087.00	13,73,589.00
(iii)	BANK OF BARODA				1,34,630.00
(iv)	ICICI BANK	2038259.75	2038259.75	2038259.75	
(v)	CORPORATION BANK				0.00
(vi)	CANARA BANK	1,05,354.00	1,05,354.00	1,05,354.00	1,05,354.00
	SUB TOTAL (B)	39,36,270.75	39,36,270.75	39,36,270.75	17,03,143.00
	Total Boda Endowment Investments	39,36,270.75	39,36,270.75	39,36,270.75	27,60,890.80
	<u>MARSH ENDOWMENT INVESTMENTS</u>				
	FIXED DEPOSITS				
(i)	CANARA BANK	2,10,709.00	2,10,709.00	2,10,709.00	210709.00
(ii)	STATE BANK OF INDIA	12,53,928.00	12,53,928.00	12,53,928.00	1007164.00
(iii)	UNION BANK	12,90,897.00	12,90,897.00	12,90,897.00	967013.00
(iv)	DENA BANK				142557.00
(v)	HDFC BANK				0.00
(vi)	YES BANK				0.00
(vii)	CORPORATION BANK				0.00
	TOTAL	27,55,534.00	27,55,534.00	27,55,534.00	23,27,443.00
	<u>MARSH CSR FUND</u>				
(i)	BANK OF MAHARASHTRA	1,04,58,019.00	1,04,58,019.00	1,04,58,019.00	
(ii)	PUNJAB NATIONAL BANK	99,65,000.00	99,65,000.00	99,65,000.00	
	TOTAL	2,04,23,019.00	2,04,23,019.00	2,04,23,019.00	
	<u>NEW INDIA CSR</u>				
(i)	PUNJAB NATIONAL BANK	41,64,505.00	41,64,505.00	41,64,505.00	
	TOTAL	41,64,505.00	41,64,505.00	41,64,505.00	

** Last quoted price if quoted during the last six months





NATIONAL INSURANCE ACADEMY
SCHEDULE TO BALANCE SHEET

ANNEXURE C : INVESTMENTS

(Amount in Rs.)

S.NO.	PARTICULARS	FACE VALUE ₹	MARKET * VALUE ₹	CURRENT YEAR YEAR 2023-24 ₹	PREVIOUS YEAR YEAR 2022-23 ₹
<u>DINKAR TARA INVESTMENT</u>		(Refer Schedule 10(iv))			
01)	STATE BANK OF INDIA	0.00	0.00	0.00	0.00
	CANARA BANK	87,621.00	87,621.00	87,621.00	82,819.00
		87,621.00	87,621.00	87,621.00	82,819.00
<u>MAHADEO N. PARCHURE INVESTMENT</u>		(Refer Schedule 10(v))			
01)	BIRLA SUNLIFE MUTUAL FUND	0.00	0.00	0.00	50,000.00
02)	ICICI BANK-FD	1,03,811.62	1,03,811.62	1,03,811.62	0.00
		1,03,811.62	1,03,811.62	1,03,811.62	50,000.00
<u>RAM M.MOGHE INVESTMENT</u>		(Refer Schedule 10(vi))			
01)	F.D. WITH STATE BANK OF INDIA	1,54,532.00	1,54,532.00	1,54,532.00	1,54,532.00
02)	F.D. WITH UNION BANK OF INDIA	77,435.00	77,435.00	77,435.00	79,208.00
		2,31,967.00	2,31,967.00	2,31,967.00	2,33,740.00
<u>JB.BODA D.B. BODA INVESTMENT</u>		(Refer Schedule 10(vii))			
01)	F.D. WITH UNION BANK OF INDIA	78,491.00	78,491.00	78,491.00	73,260.00
02)	8% GOI BONDS				1,80,000.00
03)	F.D. WITH PUNJAB NATIONAL BANK	7,67,362.00	7,67,362.00	7,67,362.00	
		8,45,853.00	8,45,853.00	8,45,853.00	2,53,260.00
<u>DR. DASRATHI MOHAPATRA INVESTMENT</u>		(Refer Schedule 10(viii))			
01)	F.D WITH UNION BANK	83,048.00	83,048.00	83,048.00	70,274.00
02)	F.D. WITH CORPORATION BANK	1,71,091.00	1,71,091.00	1,71,091.00	1,71,091.00
		2,54,139.00	2,54,139.00	2,54,139.00	2,41,365.00
					Annexure C (continued).....






NATIONAL INSURANCE ACADEMY
SCHEDULE TO BALANCE SHEET

ANNEXURE C : INVESTMENTS (Continued...)

(Amount in Rs.)

S.NO.	PARTICULARS	FACE VALUE ₹	MARKET * VALUE ₹	CURRENT YEAR YEAR 2023-24 ₹	PREVIOUS YEAR YEAR 2022-23 ₹
SHRI LINGARAJ MISHRA INVESTMENT		(Refer Schedule 10(ix))			
01)	F.D. WITH STATE BANK OF INDIA				1,75,111.00
02)	F.D. WITH CANARA BANK	1,87,750.00	1,87,750.00	1,87,750.00	
03)	FD WITH UNION BANK OF INDIA	49,857.00	49,857.00	49,857.00	45,037.00
		2,37,607.00	2,37,607.00	2,37,607.00	2,20,148.00
A.S.GUPTA INVESTMENT		(Refer Schedule 10(x))			
01)	F.D WITH UNION BANK	32,59,818.00	32,59,818.00	32,59,818.00	28,10,813.00
02)	F.D WITH CORPORATION BANK	0.00	0.00	0.00	0.00
03)	F.D WITH HDFC BANK	0.00	0.00	0.00	0.00
		32,59,818.00	32,59,818.00	32,59,818.00	28,10,813.00
ISACA GOLD MEDAL FOR IT EXCELLENCE INSTITUT		(Refer Schedule 10(xl))			
01)	F.D.WITH IDBI BANK	3,11,408.60	3,11,408.60	3,11,408.60	2,94,312.60
02)	F.D WITH UNION BANK	1,10,401.00	1,10,401.00	1,10,401.00	93,420.00
		4,21,809.60	4,21,809.60	4,21,809.60	3,87,732.60
M.A.AZIZ ANSARI GOLD MEDAL		(Refer Schedule 10(xli))			
01)	F.D WITH UNION BANK	3,72,601.00	3,72,601.00	3,72,601.00	3,25,480.00
		3,72,601.00	3,72,601.00	3,72,601.00	3,25,480.00
SUBHASH CHANDRA SARKER GOLD MEDAL		(Refer Schedule 10(xlii))			
01)	F.D. WITH CANARA BANK	3,55,363.00	3,55,363.00	3,55,363.00	3,19,165.00
02)	F.D WITH DENA BANK				3,05,189.00
03)	F D WITH UNION BANK	11,22,610.00	11,22,610.00	11,22,610.00	6,64,629.00
		14,77,973.00	14,77,973.00	14,77,973.00	12,88,983.00
MARSH INDIA INVESTMENT		(Refer Schedule 10(xliii))			
01)	F D WITH UNION BANK	18,85,082.00	18,85,082.00	18,85,082.00	16,32,361.00
		18,85,082.00	18,85,082.00	18,85,082.00	16,32,361.00
HEMLATHA CHANDRASEKAR TROLLING TROPHY		(Refer Schedule 10(xliii))			
01)	8% GOI BONDS				2,00,000.00
02)	F D WITH UNION BANK	2,47,586.00	2,47,586.00	2,47,586.00	
		2,47,586.00	2,47,586.00	2,47,586.00	2,00,000.00

** Last quoted price if quoted during the last six months






NATIONAL INSURANCE ACADEMY
SCHEDULE TO BALANCE SHEET

ANNEXURE D : INVESTMENTS (GENERAL FUNDS)

(Amount in Rs.)					
S.NO.	PARTICULARS	FACE VALUE ₹	MARKET * VALUE ₹	CURRENT YEAR YEAR 2023-24 ₹	PREVIOUS YEAR YEAR 2022-23 ₹
(A)	MUTUAL FUNDS				
1	SUNDARAM LIQUID FUND-REG. GROWTH	0.00	0.00	0.00	43,50,000.00
2	SUNDARAM AGGRESSIVE HYBRID - GR (Principal MF merged In Sundaram MF)	15,00,000.00	83,34,839.55	15,00,000.00	15,00,000.00
3	SBI MUTUAL FUND (growth)	36,73,009.53	2,11,02,519.00	36,73,009.53	58,73,009.53
4	ICICI PRUDENTIAL MUTUAL FUND(growth)	57,32,502.96	2,24,00,428.05	57,32,502.96	1,98,76,425.78
5	TEMPLETON MUTUAL FUND(growth)	35,00,000.00	2,61,82,522.98	35,00,000.00	1,08,50,000.00
6	BIRLA SUNLIFE MUTUAL FUND(growth)	25,33,104.59	1,09,96,227.51	25,33,104.59	1,28,18,104.59
7	NIPPON MUTUAL FUND	15,00,000.00	86,07,543.15	15,00,000.00	15,00,000.00
8	BIRLA SUNLIFE MUTUAL FUND(DIV)	0.00	0.00	0.00	0.00
	SUB TOTAL	1,84,38,617.08	9,76,24,080.24	1,84,38,617.08	5,67,67,539.90
(B)	FIXED DEPOSIT				
8	IDBI BANK				0.00
9	BANK OF MAHARASHTRA	1,51,68,324.00	1,51,68,324.00	1,51,68,324.00	2,56,00,000.00
10	STATE BANK OF INDIA	11,43,872.00	11,43,872.00	11,43,872.00	10,00,000.00
11	UNION BANK	29,31,07,776.00	29,31,07,776.00	29,31,07,776.00	20,74,95,354.00
12	CORPORATION BANK				0.00
13	DENA BANK / BANK OF BARODA	20,71,85,586.50	20,71,85,586.50	20,71,85,586.50	4,39,10,173.50
14	ICICI BANK	2,16,23,964.73	2,16,23,964.73	2,16,23,964.73	2,33,00,601.00
15	HDFC BANK	9,26,80,159.66	9,26,80,159.66	9,26,80,159.66	4,49,36,455.60
16	CANARA BANK	30,59,62,869.00	30,59,62,869.00	30,59,62,869.00	20,31,24,008.00
17	PUNJAB NATIONAL BANK	8,43,35,000.00	8,43,35,000.00	8,43,35,000.00	16,77,08,511.00
	SUB TOTAL	1,02,12,07,551.9	1,02,12,07,551.9	1,02,12,07,552	71,70,75,103.10
(C)	8% GOI BONDS				
		0.00	0.00	0.00	3,80,00,000.00
	TOTAL (A + B + C)	1,03,96,46,168.97	1,11,88,31,632.13	1,03,96,46,169.0	81,18,42,643.00






**NATIONAL INSURANCE ACADEMY
SCHEDULE TO BALANCE SHEET**

ANNEXURE E : INSURANCE LABORATORY FUND INVESTMENTS

(Amount in Rs.)

PARTICULARS	FACE VALUE ₹	MARKET * VALUE ₹	CURRENT YEAR YEAR 2023-24 ₹	PREVIOUS YEAR YEAR 2022-23 ₹
(A) MUTUAL FUNDS				
1) BIRLA SUNLIFE MUTUAL FUND				3,00,000.00
2) SUNDARAM LIQUID FUND REG GROWTH (Formerly Principal Mutual Fund)				4,11,357.45
SUB TOTAL	-	-	-	7,11,357.45
(B) FIXED DEPOSITS				
3) ICICI BANK	23,97,422.41	23,97,422.41	23,97,422.41	
4) STATE BANK OF INDIA	18,13,040.00	18,13,040.00	18,13,040.00	18,13,040.00
5) UNION BANK OF INDIA	18,40,053.00	18,40,053.00	18,40,053.00	15,68,024.00
SUB TOTAL	60,50,515.41	60,50,515.41	60,50,515.41	33,81,064.00
TOTAL	60,50,515.41	60,50,515.41	60,50,515.41	40,92,421.45

** Last quoted price if quoted during the last six months





NATIONAL INSURANCE ACADEMY
SCHEDULES TO INCOME AND EXPENDITURE ACCOUNT

PARTICULARS	(Amount in Rs.)	
	CURRENT YEAR YEAR 2023-24 ₹	PREVIOUS YEAR YEAR 2022-23 ₹
SCHEDULE 15 TRAINING PROGRAMME FEES		
Training Programme Fees	27,68,86,933.40	33,03,94,625.02
Training Advisory	5,17,69,497.60	2,08,94,167.00
	32,86,56,431.00	35,12,88,792.02
SCHEDULE 16 ACTION RESEARCH/EXAMINATION INCOME		
Action Research	82,68,000.00	1,00,55,466.50
Kerala Project	2,00,000.00	
Examination Income	3,15,64,114.40	2,41,93,812.40
	4,00,32,114.40	3,42,49,278.90
SCHEDULE 17 PGP INCOME		
PGDM Fees	15,94,04,678.00	13,68,46,810.00
Application Fees etc.	23,46,975.00	19,60,800.00
Income-Sponsorship Insurance Summit & Mgmt.Fest	54,82,629.38	49,87,727.48
Income -PGDM Hostel Maint Charges	-	-
Income - PGDM Others (Transcript Charges)	9,100.00	13,000.00
	16,72,43,382.38	14,38,08,337.48
SCHEDULE 18 INTEREST		
Securities	6,04,84,567.91	4,14,73,497.53
Interest on IT Return	1,80,099.00	1,65,179.00
Bank Balances	7,36,291.00	4,87,265.00
Electricity, Water Deposit	1,41,773.00	93,928.00
Loans To Staff	1,20,511.40	1,30,125.00
Dividend on Birla Mutual Fund	0.00	0.00
Appreciation on Redumption of Mutual Fund	38845491.57	0.00
	10,05,08,733.88	4,23,49,994.53
SCHEDULE 19 OTHER INCOME		
Members & Associate Members Contribution	1,34,045.00	1,33,900.00
Income From Sale of Books	840.00	1,680.00
Rent From Property	23,43,538.35	15,15,570.00
Miscellaneous Income	5,27,969.50	5,38,083.00
Library Membership Fees	3,874.00	4,792.00
Foreign Exchange Fluctuation	(26,813.00)	843.00
Amortization of Subsidy of Windmill	-	-
AMORTISATION of MARSH IT INFRA	25,40,242.78	
AMORTISATION of MARSH CSR IPG	72,275.00	
Amortization of CSR Contribution	3,01,194.83	3,01,194.83
Interest on Service Tax Deposit refund Amount	-	-
Expenses provision no longer required	-	-
GST Recovered with Interest From Vendors	-	-
Income- Miscellaneous Library	1,472.00	
Penal Recovery -Vendor	1,66,378.00	44,754.00
PROFIT ON SALE OF ASSET	55,975.00	
Provision No Longer Required	60,700.00	
	61,81,691.46	25,40,816.83





NATIONAL INSURANCE ACADEMY
SCHEDULES TO INCOME AND EXPENDITURE ACCOUNT

(Amount in Rs.)			
S.NO.	PARTICULARS	CURRENT YEAR YEAR 2023-24 ₹	PREVIOUS YEAR YEAR 2022-23 ₹
SCHEDULE 20 : STATEMENT OF ESTABLISHMENT EXPENSES			
1	Governing Board & General Body Meeting Expenses	4,39,221.38	5,17,351.52
2	Administrative Staff : Salaries, Allowances, Contributions to Provident Fund & Retirement benefits including provision PLI for F.Y 2023-24	6,09,44,136.81	5,16,16,452.44
3	Conveyance	3,374.00	3,258.00
4	Staff Welfare Expenses	19,31,263.64	15,03,265.74
5	Insurance Premium	21,88,898.80	25,96,629.59
6	Security Charges	88,93,208.03	86,42,522.05
7	Non Agricultural Tax paid to Tehsildar- Haveli	2,38,896.00	2,38,896.00
8	Pune Municipal Corporation Tax	35,68,544.00	33,70,420.00
9	Advertisement Expense	8,22,265.28	6,41,709.20
10	Audit Fees	3,02,281.38	3,89,440.00
11	Legal & Professional Fees	16,68,001.78	15,79,335.82
12	Excess Interest on Service Tax refunded	-	34,17,960.00
Total		8,10,00,091.10	7,45,17,240.36






NATIONAL INSURANCE ACADEMY
SCHEDULES TO INCOME AND EXPENDITURE ACCOUNT

(Amount in Rs.)

S.NO.	PARTICULARS	CURRENT YEAR 2023-24 ₹	PREVIOUS YEAR 2022-23 ₹
SCHEDULE 21 : STATEMENT OF EXPENSES ON OBJECTS OF THE TRUST			
1.	Expenses on Training and Research Projects		
A.	MDP Training Programmes		
(i)	MDP Direct Training Expenses		
a.	Catering Services including stay at Hotel	3,39,72,058.60	2,21,34,444.86
b.	Honorarium to external faculty	1,18,93,432.00	1,77,97,098.00
c.	Transport, travelling and conveyance for external faculty etc.	18,01,700.24	26,25,839.69
d.	Expenses of Bill Desk Services	34,038.88	22,364.17
e.	Expenses Swiss Re Seminar & Insurance Summit		3,86,460.73
f.	Expenses NPDRR		23,34,387.05
g.	Recreation & Entertainment for participants	12,18,188.65	2,63,017.22
h.	Transportation for participants	36,79,355.50	22,17,219.50
i.	Maintenance Housekeeping at Hostel	77,67,967.76	67,76,900.10
j.	Assignments Abroad	-	-
k.	Expenses off Campus Programme	-	-
l.	Brokers Training Expenses	71,682.29	5,18,428.80
m.	Expenses-Actuarial Science Training Program		4,31,087.00
n.	Expenses-Surveyors Training Program	2,78,268.00	1,69,346.00
o.	Expense - Test for Marine Development Programme		30,240.00
	SUB TOTAL	6,07,16,691.92	5,57,06,833.12
(ii)	Induction Training Programme New India	1,01,09,446.58	2,73,25,713.36
A.	TOTAL	7,08,26,138.50	8,30,32,546.48
B.	PGDM Direct Expenses	4,37,26,854.75	3,84,64,221.05
	Expenses Insurance Sumit Seminar	2932030.68	2792710.53
C.	Action Research/Consulting Expense/Examination	1,26,56,896.10	85,83,223.58
D.	OTHER EXPENSES		
1	PHD Research Expenses	55,680.00	58,360.00
2	Academic Staff Salaries, allowances, contribution to Provident Fund & retirement benefits including provision towards PLI for F.Y 2023-24	12,68,83,961.96	12,32,88,682.13
3	Expenses on publications	3,00,990.30	2,74,346.77
4	Printing and Stationery	7,61,028.06	15,74,492.01
5	Postage and Telephone expenses	17,53,712.32	14,47,708.54
6	Electricity	2,21,50,521.50	1,98,68,654.00
7	Library Books	4,51,974.00	3,18,082.50
8	Periodicals, Journals & Newspapers	20,16,890.80	19,58,102.56
	TOTAL C/F	15,43,74,758.94	14,87,88,428.51





**NATIONAL INSURANCE ACADEMY
SCHEDULES TO INCOME AND EXPENDITURE ACCOUNT**

(Amount in Rs.)

S.NO.	PARTICULARS	CURRENT YEAR 2023-24 ₹	PREVIOUS YEAR 2022-23 ₹
	TOTAL B/F	154374758.9	14,87,88,428.51
9	Motor Car, Running & Maintenance expenses	3,49,511.93	5,86,125.38
10	Travelling Expenses (includes Faculty Development Travel)	12,50,535.17	10,45,251.77
11	Institutional Membership, Membership Subscription, Faculty Development fees .	39,359.79	49,690.00
12	Maintenance of Premises :	4,03,77,925.08	2,82,38,467.83
a.	Conservancy services	77,47,354.04	68,51,591.71
b.	Gardening & Landscaping	72,03,123.55	46,09,745.83
c.	Civil, Electrical, Sanitary and Plumbing	1,80,70,309.56	1,12,03,138.46
d.	Disinfestation	3,11,525.84	1,53,139.08
e.	Sewage Treatment	4,55,451.14	11,86,368.56
f.	Water Supply System	27,61,806.32	16,90,283.39
g.	Kitchen Equipments	86,306.59	79,090.34
h.	Furniture, Office Equipments	6,44,678.24	4,35,313.65
i.	Painting	20,97,127.82	16,97,258.76
j.	Fire Fighting Equipments	227,999.96	0.00
k.	Gymkhana & Swimming Pool maintenance	7,72,242.02	3,29,416.05
l.	Energy Savings Maintenance		3,122.00
13	Water Charges	27,54,350.54	41,88,021.26
14	Tax Deducted by Overseas Company	0	0
15	Hostel/Cafeteria Furnishings	9,63,741.71	6,80,408.51
16	Miscellaneous Expenses	21414	4508
17	Computer Maintenance	39,65,713.97	29,92,741.34
18	Interest on GST Payment	1,02,841.00	28,962.00
19	Bank Charges, Miscellaneous Expenses etc.	23,982.25	30,443.84
20	R/off Diff A/c	-7.35	90.85
21	Expert Committee meeting expenses	1,78,212.00	3,39,097.75
22	Research Centre Expenses	11,32,310.80	14,66,496.23
23	Loss on Sale of Asset	0	0
24	GST Paid (PY)	761780	0
25	INTEREST ON TDS PAYMENT	265	
26	BAD DEBTS A/C	21748	
27	Foreign Tax Paid	-	9,797.00
28	Excess Interst on S tax refunded		
29	Training Expenses-Staff Fees	45,285.94	
30	Prior Period Adjustments	10,36,967.00	
	D TOTAL-Other Expenses	20,74,00,695.77	18,84,48,530.27
	Total - Direct & Other expenses	33,75,42,615.80	32,13,21,231.91

